




# ENDODIGI

COMPLETE DIGITAL DOCUMENTATION  
SYSTEM FOR VIDEOS AND IMAGES



## REMOTE SUPPORT

Upon request, we can remotely access your computer and solve most technical problems.

**Real time video (no delay) on a full screen image  
on both HD and SD video quality.**

## FEATURES

- User friendly.
- Patient data base with index and search filter.
- Videos and images organized by visit.
- Audio capture.
- Available in HD & SD.
- Report template builder, customized reports.
- Built in image editor: add marks, texts to pictures.
- Export to EMR file format JPG, PDF, WMV.
- Built in backup software to protect database.
- Restore module to retrieve data backups.
- Automatic detection and conversion from previous Endodigi versions and formats.
- Expand the pictures library with your own images and graphics.
- Import images from library into the patient visit to explain, compare or teach.
- Storage capability only limited by size of hard drive on the PC, easy to grow.
- Endodigi works in multiple resolutions or full screen.
- Wizard for Endodigi Web.
- Editable pathology list with statistic database.
- USB footswitch.
- Telemedicine.



## CAPTURE

Document important images & videos from your endoscopic exams, procedures and surgeries.

**Endodigi** is a digital video/image capture software and hardware system, designed to work with **real time** video High Definition (HD) or Standard Definition (SD).

View live video from your camera while recording images and audio. Endodigi is simple enough to work seamlessly in your clinic and powerful enough to provide all the documentation needs of any practice capturing media files.

## SAVE

Endodigi records your videos and images. There are no special steps to take or files to name. All of your data is saved and organized in the central database which can be sorted by patient name, exam date or chart number.

## RETRIEVE

- Locate, review images & playback video exams.
- Video player with slow motion, frame by frame modes & Toggle video.
- Compare images and videos side by side.
- Edit capability.
- Create quick comprehensive time saving reports.
- Optional: advanced customized reporting.
- Easy to search database.
- Extract images from video.

## SHARE

- Endodigi Web sharing: is a simple and secure way to share images, videos and reports with patients & colleagues via email links.

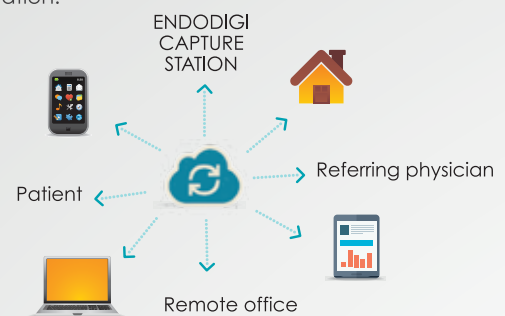
No need to burn DVD's or export files to portable drives. Viewing files from any web browser is simple, just create a user profile and share with as many recipients as you wish, including yourself, then access the videos, pictures and reports anywhere.

HIPPA compliant secure connections

- Export sharing: using e-mails, DVD's, USB drives, etc.
- Network sharing: integrate all Endodigi capture stations in a common database in your clinic through Endodigi server.

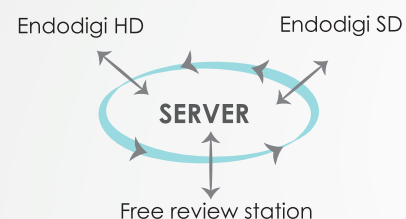
### Cloud

Endodigi Cloud is a virtual network. Your data can be shared on a remote web server and can be accessed through the Endodigi software from any remote location.



### Network

Endodigi Network is a central data base system which allows you to capture from multiple Endodigi systems and view the data in any other Endodigi room or review station. You can also set up other locations, such as a remote office across town.



Software doesn't have to be complicated to be the best solution.

# ENDODIGI COMPLETE DIGITAL DOCUMENTATION SYSTEM FOR VIDEOS AND IMAGES



## Endodigi SD USB,(Standard Definition)

- Connects USB to computer
- Captures Video
- Captures Images
- Real time video
- USB footswitch
- Composite video in x 1
- Pocket size



## Endodigi HD USB (High Definition)

- Connects USB to computer
- Captures HD Video
- Captures HD Images
- Real time video
- USB footswitch
- HDMI in
- Pocket size



Video switch SD with three video inputs (optional).



Software



Microphone



USB footswitch

To learn more about Endodigi please contact us at: [info@ecleris.com](mailto:info@ecleris.com)



Intertek

[www.ecleris.com](http://www.ecleris.com)